



United States Naval Sea Cadet Corps

2300 WILSON BOULEVARD ARLINGTON, VIRGINIA 22201 TELEPHONE (703)243-6910
FAX:(703)243-3985

Winter 2011

Dear Sea Cadet Families:

Welcome to the 2011-12 Winter Training Command, at **CONSTRUCTION BATTALION CENTER, PORT HUENEME**. Whether this is your first time or you are a seasoned veteran, this letter should answer many of your questions. Our goal is insure that you have an exceptional training experience. This year's training is utilizing the talents of some excellent Sea Cadet and Navy personnel. Our evolutions will be supervised by a full compliment of staff and all personnel will report to the Commanding Officer.

Please review the information listed below with your cadet. This will help insure a safe and positive training experience:

TRAINING OBJECTIVES: Our objectives and purpose for offering this training evolution are:

- To provide basic indoctrination to Cadets in the fundamentals of barracks life, military standards, naval traditions, and responsibilities to enable them to enhance their fulfillment as a cadet, and to perform and excel during their tenure with the Corps.
- To provide training in a specific subject(s) for those Cadets attending training.
- To provide professional training to NSCC Officers and NSCC Staff Cadets so as to allow them the opportunity to utilize their abilities in a supervised military environment.
- To promote the highest level of training that is consistent with NLCC/NSCC National Goals with an atmosphere of respect, support, and esprit de corps.

TRAINING LOCATION: Our training site will be **BUILDING 267**. This is an active duty **NAVY** base with all the facilities and amenities for quality training. We will be using the galley and classroom facilities. Regular bathroom and shower facilities are available. **THIS TRAINING SITE IS SUBJECT TO CHANGE DUE TO MILITARY NEEDS OR OPERATIONAL SITUATIONS.**

SAFETY: Safety is our #1 priority. The success of this evolution depends on the safety of all personnel. This will be accomplished by the following methods:

- Accountability – This is achieved by knowing where our people are at all times and what they are doing. Each individual will act in a responsible manner.
- By always being alert to possible hazards and taking appropriate action to prevent possible harm to any personnel under our care.
- By making safety everyone's responsibility, from the cadet to the Commanding Officer. If any person feels their safety is about to be compromised, that person will bring it to the attention of the chain of command.

CODE OF CONDUCT/HAZING/FRATERNIZATION: Please review the attached CODE OF CONDUCT. These will be the basis for a quality training experience. Furthermore, there is a **ZERO TOLERANCE** for hazing and/or fraternization. All cadets and staff must review the "Hazing Orientation" presentation on the website at www.nscpsw.org.

REPORTING PROCEDURES: You should report between **0700 and 1200 on Monday, 26 DEC 11.**

CADET SERVICE RECORD: In your possession should be your service record, valid ID card, signed local training orders, and a complete sea bag. **INDIVIDUALS SHOULD CARRY THEIR OWN SERVICE JACKETS.** No cadet may report aboard without a service record.

REPORTING UNIFORM is **PT Gear**

HAIRCUTS: All cadets must conform to the following haircut guidelines:

Female: Hair secured in a bun which will fit under their cover

Male: #1 all-around. Short haircuts are for comfort and hygiene reasons.

YOU MUST GET YOUR HAIRCUT PRIOR TO TRAINING. Each session we have cadets who actively choose to not get their haircut because they have been it told it will be done at training – **THIS IS NOT THE CASE.** There will be a \$25.00 charge for any cadet who needs a haircut – we suggest you save yourself some money and get it done BEFORE you arrive.

CADET PREPARATION: All cadets need to understand that this is a TRAINING evolution. They are participating to learn more about being in the NLCC/NSCC program. Each individual will be asked to do things that are challenging and different from “the way I’ve always done it.” To prepare for this evolution, each person should:

- Do physical training. Push-ups, sit-ups, and running are a good way to start. Physical training is included in the cadet-training curriculum.
- Pack their sea bag. This will help in knowing what has been brought to training. Each cadet will be 100% responsible for their own belongings.
- Break-in footwear. Tennis shoes will be the footwear for much of the training. However, there will be times when dress shoes must be worn; these are more comfortable if they have been broken in.

PHYSICAL READINESS TEST (PRT): Cadets attending Recruit Training, Field Medical, Land Navigation, or Advanced Field Training, **MUST PASS THE PRT BE AT CHECK-IN.** This is a requirement to attend these trainings. A copy of the minimum requirements has been attached and the “PRT STANDARD ACKNOWLEDGEMENT (part of the travel information sheet) must be on file.

Those cadets who do not pass the PRT during the check-in process will be given two options – 1) they may be transferred to the PRT Training Company, or 2) they may choose to go home. No refund of fees will be given.

Cadets who transfer to the PRT Training Company **will attend training Monday, 26 DEC to Sunday, 1 JAN.** Their training will focus on ways to 1) pass the PRT, 2) learn good exercises practices and techniques 3) learn about healthy eating habits, and 4) develop tools to teach good-health practices back at their local unit.

On SUNDAY, JANUARY 1, parents will be invited to participate in a “Parent’s Workshop” where they will hear about what their cadets have learned during the week. This will allow them to continue the good habits at home. PRT Cadets will be released following this workshop.

TRAVEL TO AND FROM TRAINING: **A TRAVEL INFORMATION FORM** must be on file for all cadets.

ALL PERSONNEL TRAVELING BY COMMERCIAL CARRIER ARE TO REPORT IN CIVILIAN CLOTHES. **and arrive on Sunday, 25 DEC 11 NO EARLIER THAN 1400 and depart after the respective graduations on Sunday 1 JAN 2012 or Tuesday, 3 JAN 2012 (unless other arrangements have been made).** **LOS ANGELES** INTERNATIONAL AIRPORT arrivals and departures will be shuttled to and from Camp Pendleton for a **\$30 CHARGE** each way. **OXNARD** TRAIN / BUS arrivals and departures will be shuttled to and from Port Hueneme Naval Base at no charge.

DRIVING TO CONSTRUCTION BATTALION CENTER, PORT HUENEME, CA:

For those using GPS, enter the intersection of “Ventura Rd and Sunkist Rd.” The base is located in Port Hueneme, CA. On Highway 101 (north or south), exit on Victoria Blvd. and head toward the ocean. Take Victoria Blvd to Channel Island Blvd. Make a left and follow the base fence line to Ventura Rd. Make a right and proceed to the next light (Sunkist St.). Make a right -- this is the entrance to the base. Once you enter the base:

-NLCC Cadets -- proceed down the main road past the 3rd stop sign. At the next possible right turn (Salsa Street), make a right and go to the end of the road; Bldg. 267 is on the left.

-NSCC Cadets – proceed down the main road to the 3rd stop sign. Make a right turn and proceed to the field. You will conduct your PRT at the field and then be directed to Bldg. 267. REMINDER – All NSCC cadets must pass a PRT to participate in their training evolution.

*****FOR ALL INDIVIDUAL 18 YEARS AND OLDER, YOU MUST BE ON THE BASE ACCESS LIST. PLEASE CONTACT YOUR UNIT CO TO PROVIDE THIS INFORMATION*****

GRADUATION: Graduation events will take place on Sunday 1 JAN 12 for NLCC Basic Orientation and NLCC Field Training and **MONDAY, 2 JAN 12 for all NSCC evolutions IN THE LATE AFTERNOON (TIME TO BE ANNOUNCED). FAMILIES ATTENDING GRADUATION MAY PICK-UP THEIR CHILD THAT EVENING IF THEY WISH.** A formal invitation outlining the day’s activities will be sent to all families.

PRT Training will not have a formal graduation event, but rather a closing workshop for cadets and their parents. Appropriate recognitions will be made at that time.

OUTSIDE PARTY CONTACT: To create and maintain the most productive military environment needed for a successful training, it is necessary to isolate trainees from outside influences that may prove distracting. To this end, it is essential for parents, relatives, and friends to understand:

- Visits from parents, relatives, and friends will be prohibited.
- Visits from home unit staff not attached to the training are not allowed, unless approved in advance by the Commanding Officer.
- Trainees are not allowed to place or receive phone calls. In case of family emergencies parents are to contact unit CO. The unit CO will then contact the Training Site. If there is an emergency regarding a cadet, a call will be placed to the parents and the unit CO.
- Cadets may send mail to family and friends.

CADET E-MAIL

Cadets may receive e-mail at mail@nscpsw.org. Please be sensitive about what you write and understand cadets can’t respond to e-mails. E-mail’s are printed out daily and dispersed to the cadets during personal time in the evenings.

MEDICAL RESTRICTIONS: Trainees with pre-existing medical conditions that will affect training cannot be allowed to participate. While we want cadets to complete their training, safety is our first concern.

Medications prescribed or over the counter **are** permitted. If you cadet will need to take medications, a Request to Administer Medications (Form NSCTNG025 – included in this packet) must be completed and approved prior to training. **Discontinued use of required medication is not advised.**

The final determination of participation in training due to medical condition lies with the Commanding Officer, based on NSCC Regulations.

SEABAG: Review the attached sea bag list. ALL CADETS MUST BRING A WATER SYSTEM (canteen w/web belt or Camelback is OK), ~~AND A SLEEPING BAG W/PILLOW~~. All items must be marked with the cadet's last name and first initial (all underwear and socks look the same after a while). A sea bag inspection will be conducted on the first day of training. If required items are not in sea bag, escort officer/parent will be required to obtain items needed. Due to the number of unauthorized items brought, any confiscated materials will not be returned.

RTC and NLCC ORIENTATION STAFF CADET WORKING UNIFORM (Change from Sea Bag List): The working uniform for staff cadets will be Woodland CUUs. Remember that you must have the appropriate flashes and sew-on rank as outlined in the uniform manual.

ADULT STAFF UNIFORM: The working uniform for adult staff who are in height/weight standards will be Woodland CUUs (first preference), NWUs, or Khakis. Others may wear the Alternative Uniform.

NO CELL PHONES ALLOWED FOR ANY CADETS. Cadets traveling by commercial carrier may bring a cell phone to stay in contact with family until arrival. These cell phones will be secured during training and returned to cadet for their return travel. Failure to turn in cell phones or using cell phones during training will be grounds for dismissal.

PERSONAL MONIES: (suggest \$25.00 limit) NL Field Training, both NSCC Field trainings, and Staff Cadets may bring money to use as their schedule allows. All individuals are responsible for their own money.

QUESTIONS/CONCERNS: Your unit CO is the first person who may be able to answer questions or concerns. They have been sent a copy of this information letter. If you still have questions, please e-mail to question@nscpsw.org.

We look forward to your cadet having a positive training experience. Welcome Aboard!

LCDR Vahan Manoogian
Commanding Officer

Attachments:

- a) Sea bag List
- b) Code of Conduct
- c) Standing Orders
- d) PRT Standards
- e) Medical History Supplemental for Training Authorization, Consent and Release (Rev 04/07)
- f) Travel Information/PRT Standard Acknowledgement Sheet (must be returned by fax or e-mail)

UNITED STATES NAVAL SEA CADET CORPS
WINTER TRAINING COMMAND 2011-12
COMBINED SEABAG LIST

NOTE TO PARENTS: Your cadet is responsible for packing his/her seabag. Please inspect their Seabag for the following items. IF IT'S NOT ON THE LIST, DON'T BRING IT. **ALSO, ALL CADETS MUST BRING A WATER SYSTEM (CANTEEN W/WEB BELT OR CAMELBACK)**

CURRENT ID CARD **TRAVEL UNIFORM: PT Gear** (civilian clothes for those traveling by commercial carrier)

ITEM	QTY	M/F	RTC	STAFF CADETS/NL FIELD & NL/SC PHOTO	SC FIELD/MEDICAL	NL Orientation
Dress Uniform: Dress blues with flashes (Please include rank, ribbons and name tag)	1	M/F	X (E-2 STRIPES O.K. for recruits who have passed BMR's)			White shirt ,rank ribbons, name tag, flash, black pants
Black Neckerchief	1	M	X			
Female Black Tab Tie	1	F	X			
Dixie Cup **Make sure it's white and clean** (male)	1	M	X			X
Combo/beret Cover (female)	1	F	X			X Garrison cap
Black belt w/SILVER belt buckle	1	M/F	X			X
Black dress shoes - leather only (NO CORAFRAMS)	1	M/F	X			X
Utility Shirt w/ flashes, rank, and name tapes	2	M/F	X			X short sleeve
Utility Pants w/ name tapes	2	M/F	X			X
Utility jacket w/ flashes (no stripes)	1	M/F	X	X	X	X
BDU Blouse and Pants	2 EA	M/F		X	X	
8-point Cover with Flash	1	M/F		X	X	
Brown Crew neck t-shirt	8	M/F		X	X	
Black belt w/BLACK belt buckle	1	M/F		X	X	
Boots	1	M/F		X	X	
Underwear (Males – Boxers O.K.)	8	M/F	X	X	X	X
Plain White Crew neck t-shirts	8	M/F	X			X
Athletic/ Sports Bra	1	F	X		X	
Black socks	8	M/F	X	X	X	X
Sea bag	1	M/F	X	X	X	X
Mesh Laundry Bag	1	M/F	X	X	X	X
Sweat Shirt and Pants (any color)	1 EA	M/F	X	X	X	X
Athletic Shorts	2	M/F	X	X	X	X
Solid color swimsuit (females one piece only)	1	M/F	X	X	X	X
Athletic Running Shoes (NO SLIP-ONS OR DECK SHOES)	1	M/F	X	X	X	X
White athletic socks	8	M/F	X	X	X	X
Stick Deodorant (no spray cans)	1	M/F	X	X	X	X
Soap and soap dish	1	M/F	X	X	X	X
Shampoo/conditioner	1	M/F	X	X	X	X
Toothbrush and toothpaste	1	M/F	X	X	X	X
Hairbrush and comb	1	M/F	X	X	X	X
Hair ties, pins, gel, etc. to secure long hair into bun		F	X	X	X	X
Feminine Hygiene Supplies	As needed	F	X	X	X	X
Lip balm and/or chap stick (spf 15)	1	M/F	X	X	X	X
Tube of sunscreen (spf 15 or greater)	1	M/F	X	X	X	X
Shaving Gear (NO SPRAY CANS)	1	M/F	X		X	X
Shower shoes	1	M/F	X	X	X	X
Bath Towel and wash cloth	1 EA	M/F	X	X	X	X
Shoe Shine Kit (NO LIQUID)	1	M/F	X	X	X	X
Sewing Kit	1	M/F	X	X	X	X
Religious material (optional)	1	M/F	X	X	X	X
<u>Additional Gear</u>						
Padlock with 2 keys (no combination locks) *1 KEY SHOULD BE PLACED IN PERSONNEL FILE*	1	M/F	X	X	X	X
Chain to wear key around neck	1	M/F	X	X	X	X
Flashlight w/second set of batteries	1	M/F	X	X	X	X
Black ballpoint pen and paper pad	1	M/F	X	X	X	X

CONTRABAND

The following items are expressly prohibited (Do not bring) !!!

Cosmetics, Weapons, Controlled substances, **NO CELL PHONES** Matches/lighters, Pornographic materials, Tobacco products, Electrical appliances, Liquid shoe polish, Alcoholic beverages, Talc/Baby Powder, Perfumes, Candy, gum, food, etc. Glass containers Medical (shelf or prescribed), Aerosol cans (hairspray, shaving cream), Books/magazines (except Religious), Jewelry (except optional religious medals)

NOTE: A Seabag inspection will be performed upon arriving at Winter Training Command

NOTE: ALL SEABAG ITEMS MUST BE MARKED WITH CADET'S NAME

NOTE: STAFF CADETS NO CELL PHONES!!!

(If you fly and bring one, it must be checked in with ADMIN upon arrival)

*****DON'T FORGET A CANTEEN W/WEB BELT OR CAMELBACK*****

*****DON'T FORGET A SLEEPING BAG AND PILLOW*****



NSCC/NLCC PHYSICAL READINESS TESTING NOTEBOOK

***FIND YOUR AGE CATEGORY AND SEE WHAT STANDARDS YOU MUST MEET

***"HOW TO DO EACH EXERCISE" SHEETS ARE INCLUDED - THE WAY IT'S SHOWN HERE IS HOW YOU WILL BE TESTED AT CHECK-IN; NO SUPPRISES.

April 2010

MALES

10 YEAR OLDS

EVENT	MINIMUM STANDARD	NATIONAL STANDARD	PRESIDENTIAL STANDARD
SIT & REACH	1/2"	1"	4"
MODIFIED SIT-UP	28	35	45
SHUTTLE RUN	14.5 sec.	11.5 sec.	10.3 sec.
PUSH-UPS/ PULL-UPS	12 push	14 push or 2 pull	22 push or 6 pull
1 MILE RUN	11:40	9:48	7:57

11 YEAR OLDS

EVENT	MINIMUM STANDARD	NATIONAL STANDARD	PRESIDENTIAL STANDARD
SIT & REACH	1/2"	1"	4"
MODIFIED SIT-UP	29	37	47
SHUTTLE RUN	13.5 sec.	11.1 sec.	10 sec.
PUSH-UPS/ PULL-UPS	14 push	15 push or 2 pull	27 push or 6 pull
1 MILE RUN	11:25	9:20	7:32

12 YEAR OLDS

EVENT	MINIMUM STANDARD	NATIONAL STANDARD	PRESIDENTIAL STANDARD
SIT & REACH	1/2"	1"	4"
MODIFIED SIT-UP	32	40	50
SHUTTLE RUN	12.4 sec.	10.6 sec.	9.8 sec.
PUSH-UPS/ PULL-UPS	15 push	18 push or 2 pull	31 push or 7 pull
1 MILE RUN	10:22	8:40	7:11

13 YEAR OLDS

EVENT	MINIMUM STANDARD	NATIONAL STANDARD	PRESIDENTIAL STANDARD
SIT & REACH	1/4"	1/2"	3 1/2"
MODIFIED SIT-UP	34	42	53
SHUTTLE RUN	12.2 sec.	10.2 sec.	9.5 sec.
PUSH-UPS/ PULL-UPS	20 push or 2 pull	24 push or 3 pull	39 push or 7 pull
1 MILE RUN	9:45	8:06	6:50

FEMALES

10 YEAR OLDS

EVENT	MINIMUM STANDARD	NATIONAL STANDARD	PRESIDENTIAL STANDARD
SIT & REACH	1 1/2"	3"	6"
MODIFIED SIT-UP	26	30	40
SHUTTLE RUN	14.2 sec.	12.1 sec.	10.8 sec.
PUSH-UPS/ PULL-UPS	9 push	13 push or 1 pull	20 push or 3 pull
1 MILE RUN	13:00	11:22	9:19

11 YEAR OLDS

EVENT	MINIMUM STANDARD	NATIONAL STANDARD	PRESIDENTIAL STANDARD
SIT & REACH	1 1/2"	3"	6 1/2"
MODIFIED SIT-UP	28	32	42
SHUTTLE RUN	13.4 sec.	11.5 sec.	10.5 sec.
PUSH-UPS/ PULL-UPS	7 push	11 push or 1 pull	19 push or 3 pull
1 MILE RUN	12:42	11:17	9:02

12 YEAR OLDS

EVENT	MINIMUM STANDARD	NATIONAL STANDARD	PRESIDENTIAL STANDARD
SIT & REACH	1 3/4"	3 1/2"	7"
MODIFIED SIT-UP	30	35	45
SHUTTLE RUN	12.9 sec.	11.3 sec.	10.4 sec.
PUSH-UPS/ PULL-UPS	5 push	10 push or 1 pull	20 push or 2 pull
1 MILE RUN	12:24	11:05	8:23

13 YEAR OLDS

EVENT	MINIMUM STANDARD	NATIONAL STANDARD	PRESIDENTIAL STANDARD
SIT & REACH	1 3/4"	3 1/2"	7"
MODIFIED SIT-UP	32	37	46
SHUTTLE RUN	13.1 sec.	11.1 sec.	10.2 sec.
PUSH-UPS/ PULL-UPS	7 push or 1 pull	11 push or 1 pull	21 push or 2 pull
1 MILE RUN	12:15	10:23	8:13

MALES

13 YEAR OLDS

EVENT	MINIMUM STANDARD	NATIONAL STANDARD	PRESIDENTIAL STANDARD
SIT & REACH	1/4"	1/2"	3 1/2"
MODIFIED SIT-UP	34	42	53
SHUTTLE RUN	12.2 sec.	10.2 sec.	9.5 sec.
PUSH-UPS/ PULL-UPS	20 push or 2 pull	24 push or 3 pull	39 push or 7 pull
1 MILE RUN	9:45	8:06	6:50

14 YEAR OLDS

EVENT	MINIMUM STANDARD	NATIONAL STANDARD	PRESIDENTIAL STANDARD
SIT & REACH	1/2"	1"	4 1/2"
MODIFIED SIT-UP	36	45	56
SHUTTLE RUN	11.9 sec.	9.9 sec.	9.1 sec.
PUSH-UPS/ PULL-UPS	20 push or 4 pull	24 push or 5 pull	40 push or 10 pull
1 MILE RUN	9:30	7:04	6:26

15 YEAR OLDS

EVENT	MINIMUM STANDARD	NATIONAL STANDARD	PRESIDENTIAL STANDARD
SIT & REACH	1"	2"	5"
MODIFIED SIT-UP	38	45	57
SHUTTLE RUN	11.7 sec.	9.7 sec.	9 sec.
PUSH-UPS/ PULL-UPS	25 push or 5 pull	30 push or 6 pull	42 push or 11 pull
1 MILE RUN	9:15	7:30	6:20

16 YEAR OLDS

EVENT	MINIMUM STANDARD	NATIONAL STANDARD	PRESIDENTIAL STANDARD
SIT & REACH	1 1/2"	3"	6"
MODIFIED SIT-UP	40	45	56
SHUTTLE RUN	11.4 sec.	9.4 sec.	8.7 sec.
PUSH-UPS/ PULL-UPS	25 push or 6 pull	30 push or 7 pull	44 push or 11 pull
1 MILE RUN	9:00	7:10	6:08

17 YEAR OLDS

EVENT	MINIMUM STANDARD	NATIONAL STANDARD	PRESIDENTIAL STANDARD
SIT & REACH	1 1/2"	3"	7"
MODIFIED SIT-UP	40	44	55
SHUTTLE RUN	11.4 sec.	9.4 sec.	8.7 sec.
PUSH-UPS/ PULL-UPS	30 push or 7 pull	37 push or 8 pull	53 push or 13 pull
1 MILE RUN	8:45	7:04	6:06

18 YEAR OLDS

EVENT	MINIMUM STANDARD	NATIONAL STANDARD	PRESIDENTIAL STANDARD
SIT & REACH	1 1/2"	3"	7"
MODIFIED SIT-UP	40	44	55
SHUTTLE RUN	11.4 sec.	9.4 sec.	8.7 sec.
PUSH-UPS/ PULL-UPS	30 push or 7 pull	37 push or 8 pull	53 push or 13 pull
1 MILE RUN	8:45	7:04	6:06

FEMALES

13 YEAR OLDS

EVENT	MINIMUM STANDARD	NATIONAL STANDARD	PRESIDENTIAL STANDARD
SIT & REACH	1 3/4"	3 1/2"	7"
MODIFIED SIT-UP	32	37	46
SHUTTLE RUN	13.1 sec.	11.1 sec.	10.2 sec.
PUSH-UPS/ PULL-UPS	7 push or 1 pull	11 push or 1 pull	21 push or 2 pull
1 MILE RUN	12:15	10:23	8:13

14 YEAR OLDS

EVENT	MINIMUM STANDARD	NATIONAL STANDARD	PRESIDENTIAL STANDARD
SIT & REACH	2 1/4"	4 1/2"	8"
MODIFIED SIT-UP	32	37	47
SHUTTLE RUN	13.2 sec.	11.2 sec.	10.1 sec.
PUSH-UPS/ PULL-UPS	7 push or 1 pull	10 push or 1 pull	20 push or 2 pull
1 MILE RUN	12:00	10:06	7:59

15 YEAR OLDS

EVENT	MINIMUM STANDARD	NATIONAL STANDARD	PRESIDENTIAL STANDARD
SIT & REACH	2 1/2"	5"	8"
MODIFIED SIT-UP	31	36	48
SHUTTLE RUN	13 sec.	11 sec.	10 sec.
PUSH-UPS/ PULL-UPS	10 push or 1 pull	15 push or 1 pull	20 push or 2 pull
1 MILE RUN	11:45	9:58	8:08

16 YEAR OLDS

EVENT	MINIMUM STANDARD	NATIONAL STANDARD	PRESIDENTIAL STANDARD
SIT & REACH	2 3/4"	5 1/2"	9"
MODIFIED SIT-UP	30	35	45
SHUTTLE RUN	12.9 sec	10.9 sec.	10.1 sec.
PUSH-UPS/ PULL-UPS	10 push or 1 pull	12 push or 1 pull	24 push or 1 pull
1 MILE RUN	12:10	10:31	8:23

17 YEAR OLDS

EVENT	MINIMUM STANDARD	NATIONAL STANDARD	PRESIDENTIAL STANDARD
SIT & REACH	2 1/4"	4 1/2"	8"
MODIFIED SIT-UP	29	34	44
SHUTTLE RUN	13 sec.	11 sec.	10 sec.
PUSH-UPS/ PULL-UPS	12 push or 1 pull	16 push or 1 pull	25 push or 2 pull
1 MILE RUN	12:45	10:22	8:15

18 YEAR OLDS

EVENT	MINIMUM STANDARD	NATIONAL STANDARD	PRESIDENTIAL STANDARD
SIT & REACH	2 1/4"	4 1/2"	8"
MODIFIED SIT-UP	29	34	44
SHUTTLE RUN	13 sec.	11 sec.	10 sec.
PUSH-UPS/ PULL-UPS	12 push or 1 pull	16 push or 1 pull	25 push or 2 pull
1 MILE RUN	12:45	10:22	8:15

SIT & REACH (Male and Female)

STARTING POSITION - Cadet removes shoes and sits on floor facing the box with legs fully extended and feet shoulder-width apart. The soles of the feet should be flat against the end of the box.

ACTION - Cadet extends arms forward placing hands side by side, palms down along the measuring line. The test administrator holds the cadet's knees with one hand to keep knees straight while placing other hand on the measuring line where the cadet needs to reach to. Cadet reaches forward along the measuring line as far as possible or until they touch the test administrator's hand with both of their hands. Have cadet rock back and squeeze their stomach muscles tightly while holding their breath. As they reach forward again, blow out held air and relax the stomach muscles. Make sure that the cadet bends at the hip and not just the waist for maximum reach. They may repeat this three times. On the last reach forward, hold the position for one second while that distance is recorded.

RULES - 1. Legs must remain straight, soles of feet against box.
2. Fingertips of both hands must reach evenly along the measuring line on the top of the box.



MODIFIED SIT-UPS (Male and Female)

OBJECTIVE - Number of sit-ups performed in one minute.

EQUIPMENT - Stopwatch. A mat or other clean surface is preferred.

STARTING POSITION - Cadet lies on back with knees flexed at 90 degrees; partner holds feet and counts each correctly performed sit-up. Heels should not be more than 12 inches from the buttocks and the back is flat on the floor. Arms are crossed with hands placed on opposite shoulders, arms close to chest. Hands must remain on the shoulders at all times.

ACTION - Cadet raises the trunk curling up to touch elbows to thighs and then lowers the back to the floor so that the scapulas (upper back) touch the floor. This constitutes one sit-up.

THE TEST - The timer calls out the signal "Ready? Go." and begins timing one minute. Timer calls out at 30 seconds and again at 45 seconds to help cadets pace themselves. At one minute the timer calls out "Stop". The number of correctly executed sit-ups completed in one minute is the cadet's score. Make sure each cadet knows how many they need to do before they begin.

RULES - 1. "Bouncing" off the floor/mat is not allowed. Buttocks must remain on the floor at all times.
2. The sit-up will be counted only if the cadet (a) keeps hands on shoulders; (b) touches elbows to thighs; and (c) returns to down position with scapula touching floor before curling up again.



SHUTTLE RUN

(Male and Female)

OBJECTIVE - Fastest time to perform run.

EQUIPMENT - Four wood blocks (2"x 2"x 4"), stopwatch, 30ft rope, tape.

SET UP - Tape 30ft rope down center of floor, use tape to make lines at either end of rope. Place blocks behind one of the tapelines, two on each side of 30ft rope. (Figure 1)

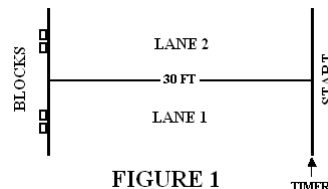


FIGURE 1

STARTING POSITION - Cadets start from behind line opposite the blocks, one in each lane. Timer stands on one side, watch lined up with starting line.

ACTION - On the signal "Ready? Go", the cadet runs to the blocks, picks one up and runs back to the starting line, places block behind line (Figure 2), runs back, picks up second block and runs back across starting line. Time stops when cadet crosses the starting line holding second block. For faster times encourage cadet to not slow down when approaching starting line with second block, but to run 5-7ft past timer before stopping (Figure 3).

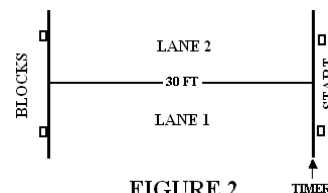


FIGURE 2

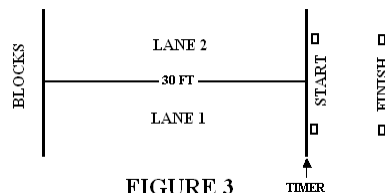


FIGURE 3

RULES - 1. Record score to the nearest tenth of a second.

2. Do not allow cadet to throw first block across starting line.

HINTS - It is preferable to have two cadets running at the same time. Most stopwatches can time two at once, check the watch directions. To eliminate the necessity of returning the blocks after each run, start alternately, first from behind one line and then from behind the other line.

To cut off seconds in the run have cadet reach for block and pivot (Photo).




PULL-UPS (Male and Female)

Objective: To measure upper body strength/endurance by maximum number of pull-ups completed.

Testing: Cadet hangs from a horizontal bar with arms fully extended and feet free from floor, using either an overhand grip (palms facing away from body) or underhand grip (palms facing toward body). Small cadets may be lifted to starting position. Cadet raises body until chin clears the bar and then lowers body to full-hang starting position. Cadet performs as many correct pull-ups as possible.

Scoring: Pull-ups should be done in a smooth rather than jerky motion. Kicking or bending the legs is not permitted and the body must not swing during the movement.



OR

RIGHT ANGLE PUSH-UPS (Male and Female)

Objective: To measure upper body strength/endurance by maximum number of push-ups completed.

Testing: The cadet lies face down on the mat in push-up position with hands under shoulders, fingers straight and legs straight, parallel, with the toes supporting the feet. The cadet straightens the arms, keeping the back and knees straight, then lowers the body until there is a 90-degree angle at the elbows, with the upper arms parallel to the floor. A partner holds his/her hands at the point of the 90-degree angle so that the cadet being tested goes down only until his/her shoulders touch the partner's hands, then back up. Push-ups are continued until the cadet can do no more in rhythm, has reached the target number, or stops.

Scoring: Record only those push-ups done with proper form and rhythm.

Rationale: The right angle push-ups are recommended for upper body strength/ endurance testing because the cadet's body weight has less effect than it does on pull-ups. Right angle push-ups provide a better indicator of the range of strength/endurance found in youth, whereas many are unable to do any pull-ups. Pull-ups remain an option for those cadets at higher levels of strength/endurance.



ONE-MILE RUN (Male and Female)

OBJECTIVE - Fastest time in minutes and seconds to cover one-mile distance.

EQUIPMENT - Track or safe area marked to equal distance of one mile. Stopwatch.

STARTING POSITION - Cadets assume standing "ready" position at the start of course. More than one cadet at a time can be tested if area permits and an adequate timing and recording system is used.

ACTION - At the signal "Ready? Go", the cadets begin running the mile distance. Fast times are encouraged to meet the set standards.

RULES - Walking is permitted, but cadets should be encouraged to cover the distance in the shortest time possible.

Before administering this test, cadet's health status should be reviewed. Also, cadets should be given ample instruction on how to pace themselves when running this distance against time.



U.S. NAVAL SEA CADET CORPS
PACIFIC SOUTHWEST REGION 11

Code of Conduct

In order to live, work, learn, and become a team, certain rules must be established under which trainees may grow and work together. To this end, the following Code of Conduct is established. There are no double standards. All personnel, cadets and staff:

1. Will conduct themselves in a military manner to bring credit to themselves, their company, their home unit, the Naval Sea Cadet Corps, and the Navy.
2. Will not use vulgar, obscene, profane, humiliating, racially/ethnically slanted language or address to one another.
3. Will not threaten, or attempt to do bodily harm to one another.
4. Will not take, obtain, or withhold by any means, the property, money or other articles of value from another.
5. Will not introduce with the intent to use, sell, transfer, or distribute any amount of illicit drugs or paraphernalia.
6. Will not introduce with the intent to use, sell, transfer, or distribute any amount of alcoholic beverages.
7. Will not use tobacco products.
8. Will not engage in collection, soliciting, or distributing funds of any kind except as authorized by the command.
9. Will not willfully damage or destroy any government or personal property.
10. Male and female members will refrain from physical contact, hand-passed notes, romantic interludes and any behavior deemed inappropriate by training standards.
11. Will speak to or about each other in a respectful manner. There is to be no arguing, gossiping, backbiting, teasing, or other language deemed not acceptable. The words **“Shut up”** will not be used during training.

Failure to abide by these rules, and other guidelines established by the Commanding Officer will result in disciplinary action up to and including removal from training. Any individual dismissed from training will be responsible for transportation costs.

U. S. NAVAL SEA CADET CORPS
PACIFIC SOUTHWEST REGION

Standing Orders

These orders are to remain in effect for the duration of the training unless modified by competent authority. Failure to obey them will be regarded as a breach of discipline and will subject you to disciplinary action.

1. All cadets will rise at reveille. You will rise promptly and put on the uniform of the day. You will clean and square away your company area in preparation for morning inspection. You will be ready for muster at the appropriate time. Staff Cadets and Officers will rise 10 minutes prior to trainees.
2. You will be present at every muster and in the proper uniform of the day unless excused by the proper authority.
3. You will maintain proper military bearing at all times and observe all military customs and courtesies.
4. You will stand all assigned watches in a military and seamanlike manner.
5. You will not leave the assigned training area or berthing area without the approval of proper authority.
6. You will observe the chain of command. You will initiate requests and reports by addressing your squad leader.
7. You will at all times display due regard for the health, welfare, and safety of yourself and your shipmates.
8. You will not pretend to be ill or injured.
9. You will not embarrass or degrade another person.
10. There will be no smoking.
11. You will not fight or engage in skylarking.
12. The use of illegal or controlled substances is prohibited.
13. You will not leave any electrical appliances unattended while plugged into a circuit.
14. No trainee will be out of their bunks between lights out and reveille unless they are on watch, using the restroom (head) or with approval of proper authority. Staff Cadets will observe lights out one hour after trainees.
15. Staff will remain in uniform while in a duty status.
16. All trainees will respect and observe "out of bounds" notices and "off limits areas" throughout the barracks.
17. Trainees may not use phones.
18. You will not loiter on the quarterdeck. All trainees on the quarterdeck will be in the uniform of the day.
19. All meals will be eaten as a company unless excused by proper authority.
20. Forms of address:
 - *The Commanding Officer will be addressed as Captain, Skipper, or by rank and name.
 - *The Executive Officer will be addressed as Commander or by rank and name.
 - *All other officers will be addressed by rank and name. (EX: LCDR O'Riley, Ensign Collins, Instructor Gorman)
 - *Chief Petty Officers will be addressed as CHIEF.
 - *Company Commanders will be addressed as CC.
 - *Assistant Company Commanders will be addressed as ACC.
 - *All other staff cadets will be addressed by rank and name. (EX: Petty Officer Brown, Seaman Smith)
 - *Recruits will be addressed as Recruit (last name) (EX: Recruit Johnson)

U.S. NAVAL SEA CADET CORPS U.S. NAVY LEAGUE CADET CORPS	MEDICAL HISTORY SUPPLEMENTAL FOR TRAINING AUTHORIZATION, CONSENT AND RELEASE	FOR OFFICIAL USE ONLY
NOTICE		
<p>This form, used as a supplement to the Report of Medical History - Authorization, Consent and Release (NSCADM 020) is MANDATORY for all Cadets who are currently taking medication and will report to training with prescription and/or non-prescription (over the counter) medications. <u>NSCADM 020 MUST BE SUBMITTED WITH THIS NSCTNG 025.</u></p> <p>THE INFORMATION YOU PROVIDE MUST BE ACCURATE AND COMPLETE. If the cadet is taking <u>prescription medications</u>, a qualified medical provider must endorse this document in Section 10, Block 10a confirming the accuracy of the prescription information provided. Medical provider signature for OTC medications is NOT REQUIRED; parent signature is sufficient for OTC medications.</p> <p>Commanding Officers of Training Contingents (COTC) and Senior Escort Officers (SEO) retain the obligation and right to deny acceptance for training to any Cadet if upon review of the Report of Medical History (NSCADM 020) and this document, it is determined that the Cadet is not physically and/or medically qualified (without ADA accommodation). <u>This includes a determination that they do not have sufficient or qualified personnel to administer required medications.</u> Parents/Legal Guardians should be consulted before making these type determinations.</p>		
1. PERSONNEL INFORMATION		
1a. Last Name	1b. First Name	1c. MI
1d. Social Security Number		
2. TRAINING INFORMATION		
2a. Training Code	2b. Training Date(s)	2c. No. of Days
2d. Training Location		
3. PACKAGING AND LABELING REQUIREMENTS		
3a. Cadets may bring prescription and non-prescription medication to training as long as the medication is not for a contagious illness or physical condition that would normally preclude his/her full participation in rigorous physical activity. Medication must NOT have expired.		
3b. Prescription Medication <ul style="list-style-type: none"> • Must be in the original container from the pharmacy or manufacturer. • Must have a complete prescription label attached to the container. • The container can only contain the medication it is labeled for. • The Cadet must be the person prescribed the medication and his or her name must appear on the prescription label. 	3c. Non-Prescription Medication (Over the Counter) <ul style="list-style-type: none"> • Must be in the original container from the manufacturer. • Must have a complete manufacturer's label attached to the container identifying the contents and directions for use. • The container can only contain the medication it is labeled for. 	
4. PRESCRIPTION OR NON-PRESCRIPTION MEDICATIONS (Use additional documents if more than three medications are prescribed)		
4a. Name of Medication	4b. Strength	4c. Total Quantity Required
4d. Total Quantity Sent		
4e. Storage (Use Block 7, if necessary) <input type="checkbox"/> Refrigerate <input type="checkbox"/> Child-Proof Cap <input type="checkbox"/> Other:		4f. Frequency and Dosage (check one) <input type="checkbox"/> As needed, as labeled <input type="checkbox"/> On schedule, as labeled <input type="checkbox"/> Other: See Block 4l and/or Block 7
4g. Prescribing Provider Name	4h. Prescribing Provider Phone Number	4i. Prescribing Provider Phone Number (alternate)
4j. Reason for medication (Describe in detail if necessary)		
4k. Relevant side effects to be observed if any: (Such as reactions to food, dehydration, sun sensitivity, hives, other medication restrictions, decreased balance/motor skills, hyperactivity, concentration, drowsiness, lethargy, etc.)		
4l. List any other important information about this medication since access to medical information or facilities could be delayed due to training activates or location.		
4m. Expected effects if medication is not taken as directed		
5. PRESCRIPTION OR NON-PRESCRIPTION MEDICATIONS (Use additional documents if more than three medications are prescribed)		
5a. Name of Medication	5b. Strength	5c. Total Quantity Required
5d. Total Quantity Sent		
5e. Storage (Use Block 7, if necessary) <input type="checkbox"/> Refrigerate <input type="checkbox"/> Child-Proof Cap <input type="checkbox"/> Other:		5f. Frequency and Dosage (check one) <input type="checkbox"/> As needed, as labeled <input type="checkbox"/> On schedule, as labeled <input type="checkbox"/> Other: See Block 5l and/or Block 7
5g. Prescribing Provider Name	5h. Prescribing Provider Phone Number	5i. Prescribing Provider Phone Number (alternate)
5j. Reason for medication (Describe in detail if necessary)		
5k. Relevant side effects to be observed if any: (Such as reactions to food, dehydration, sun sensitivity, hives, other medication restrictions, decreased balance/motor skills, hyperactivity, concentration, drowsiness, lethargy, etc.)		
5l. List any other important information about this medication since access to medical information or facilities could be delayed due to training activates or location.		
5m. Expected effects if medication is not taken as directed		

**EVERY CADET, STAFF CADET,
AND STAFF MUST COMPLETE
AND RETURN THIS FORM**

U. S. NAVAL SEA CADET CORPS
2011-2012 WINTER TRAINING COMMAND

TRAVEL INFORMATION/PRT CONFIRMATION SHEET

Fax itinerary to 818-794-7087 or e-mail to travel@nscpsw.org

CADET'S NAME: _____ UNIT: _____

Mode of Travel:

_____ **Airline** (Los Angeles, CA) ___ **Train/Bus** (Oxnard, CA) --Arrive on 25 DEC after 1400

_____ **Private Vehicle**

"I will arrive on": _____ DEC 25th after 1600 _____ DEC 26th – 0700 to 1200

(In order to enter the Naval Base, the vehicle driver will need a valid driver's license, vehicle registration, and proof of insurance.)

ARRIVAL INFORMATION

Name of Airline/Bus/Train: _____

Flight/Train/Bus #: _____

Electronic Ticket Reservation Confirmation #: _____ Arrival Time: _____

DEPARTURE INFORMATION

Name of Airline/Bus/Train: _____

Flight/Train/Bus #: _____

Electronic Ticket Reservation Confirmation #: _____ Depart Time: _____

**ALL COMMERCIAL ARRIVALS MUST BE ON 25 DEC 2011 AFTER 1400
SHUTTLE SERVICE FROM LOS ANGELES INTERNATIONAL AIRPORT WILL BE AVAILABLE
(\$30/EACH WAY – include with registration fee) – REPORT TO THE LOS ANGELES AIRPORT USO**

**ALL DEPARTURES MUST BE ON TRAINING GRADUATION DATES
(1 JAN 2012 – NLCC Trainings/PRT Training or 3 JAN, 2012 – All Other Trainings)
Unless other arrangements have been made**

We suggest refundable tickets or ticket insurance be purchased as military locations can change

PRT STANDARDS ACKNOWLEDGEMENT

I acknowledge that:

- 1) I have received and understand the PRT standards for my age group.
- 2) If I am attending any of the NSCC trainings (RTC, Field Medical, Land Navigation, or Advanced Field Training), I understand that **I MUST PASS THE PRT AT CHECK-IN** in order to attend my training.
- 3) If I do not pass, I will be given an option to, 1) transfer to the PRT Training Company (space available), or 2) go home. If I haven't attended RTC, I understand that PRT Training **DOES NOT COUNT FOR OR REPLACE ATTENDING RTC.**
- 4) My training fees are non-refundable.

Cadet's Signature

Parent/Guardian Signature